



TAUSI ASSURANCE COMPANY LIMITED

A Symbol of Trust, Security and Progress



**A step by step on how to
make an MPESA payment
using Tausi Assurance Ltd
Paybill number 591349**

INSTRUCTIONS

1. Go to the Safaricom MPESA Menu on your phone.
2. Click on the Pay Bill Menu.
3. A prompt will appear requesting for the business number.
Enter the Tausi Assurance Company Ltd Business Number: **591349** and press OK.
4. A prompt will appear requesting for an Account Number.
Here, you will enter your policy number if it is a premium payment and the claim number if it is an excess/recovery payment and press OK.

Please omit the initial 8 first digits(**highlighted in yellow**) of the policy number/claim number and the forward slash as follows:-

Policy No: **POL/XX/XXXXX/X/XXXX/XXXXX**

Ignore this to be entered without slashes

Ignore the first 8, and then type the rest of the digits without the slashes.

Claim No: **CLM/XX/XXXXX/X/XXXX/XXXXXX**

Ignore this to be entered without slashes

Ignore the first 8, and then type the rest of the digits without the slashes.

5. A prompt will appear next requesting for the amount to be paid, here, enter the premium amount or excess/ recovery amount you have been advised to pay by Tausi Assurance Company Ltd as per your policy or claim. Click OK when done.
6. A prompt will appear requesting for your SAFARICOM PIN to authorize the transaction. Enter your PIN Number and click OK to complete the transaction.

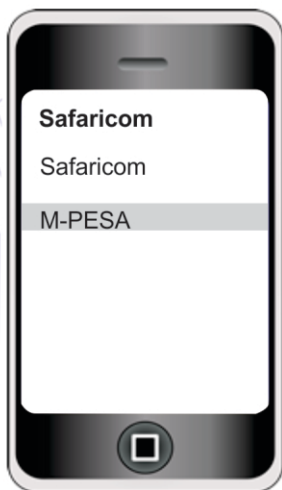
TRANSACTIONAL CHARGES

Transactional Range Kshs.		Charges Kshs.
10	49	3
50	99	5
100	999	22
1000	2499	33
2500	4999	55
5000	9999	83
10000	34999	110
35000	49999	198
50000	70000	220

STEP BY STEP FOR M-PESA PAYMENTS

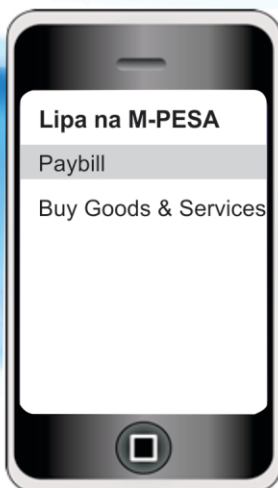
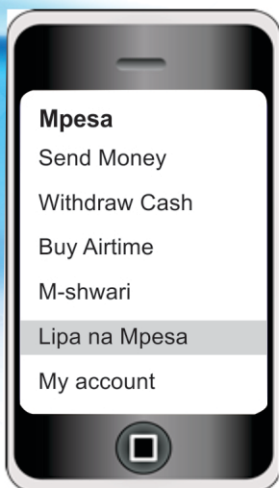
Payments to businesses via M-PESA can only be made by registered M-PESA customers.

1. Select M-PESA on your phone.



2. Select Lipa na Mpesa

3. Select paybill



4. Enter business number



SIM Toolkit

Enter business no.

*Digits (0-9, *, #, +) 0 - 20*

591349

OK

5. Enter the account number
Refer to Point 4



SIM Toolkit

Enter account no.

Alphabets 0 - 20

XXXXXXXXXXXXXX

OK



SIM Toolkit

Enter Amount

*Digits (0-9, *, #, +) 0 - 8*

1000

OK

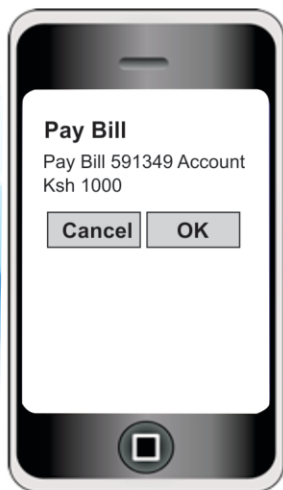
6. Enter the amount
(minimum 10/- and maximum 70,000/-)

For example, if you want to pay a Premium of Kshs 1000 then you need a minimum of Kshs 1033 in your Mpesa Account.

7. Enter your M-PESA PIN and press OK



8. A summary page appears which shows the payment details.



9. Press ok to confirm the transaction. You will receive a confirmation message from Safaricom that the money has been sent.

In case of further assistance, please call:



**TAUSI ASSURANCE
COMPANY LIMITED**

Tausi Court, Tausi Road, Westlands, Nairobi

P. O. Box 28889 - 00200, Nairobi

Tel: 2312681/5/93, 0709 914000 Fax: 3746618

Email: clients@tausiassurance.com

Website: www.tausiassurance.com

